

Telling Time to Half Hour WORKSHEETS

Name: _____

Tell Time & Circle:
Half Hour 10

Tell Time and Circle

Directions: Tell the time on the clock and circle the answer that matches.



8:30

7:30

6:30



2:30

12:30

11:30



1:30



4:30

3:30

11:30

NO PREP!

Name: _____

Tell Time, Cut

Directions: Tell time on the clock, then cut



6:30

1:30

10:30

4:30

2:30

12:30

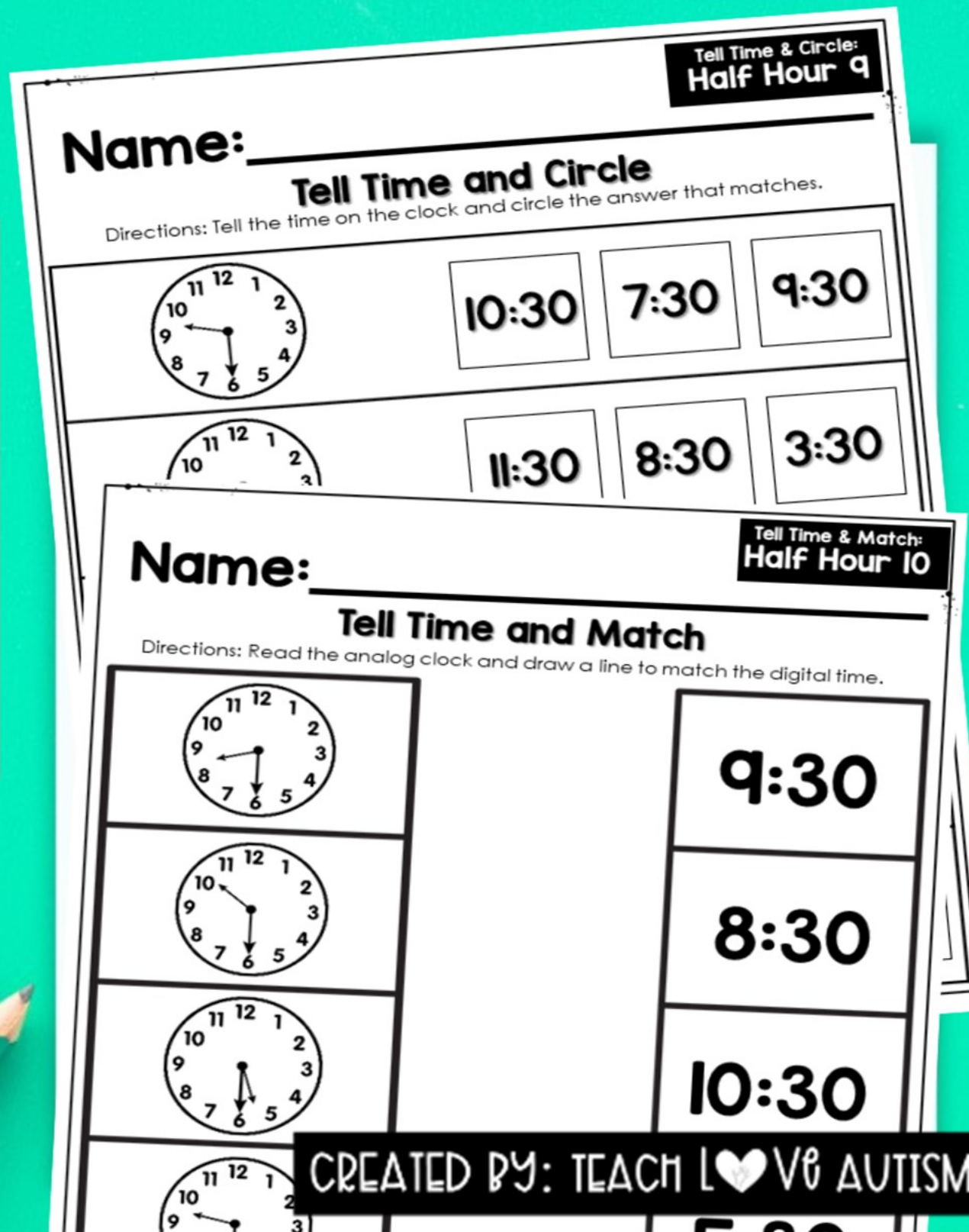
CREATED BY: TEACH LOVE AUTISM

WHAT'S INCLUDED ...

**Over 145
worksheets!**

**-4 different
styles of
worksheets.**

**-Each style with
10-20 pages of
repetition with
the skill!**



WHAT'S INCLUDED ...







4 types of worksheets for counting money!

Name: _____

Cut & Paste: Half Hour 7

Tell Time, Cut, and Paste

Directions: Tell time on the clock, then cut and paste the answer that matches.

6:30 1:30 10:30 4:30 2:30 12:30





CUT AND PASTE

Name: _____

Tell Time & Circle: Half Hour 10

Tell Time and Circle

Directions: Tell the time on the clock and circle the answer that matches.

	8:30	7:30	6:30
	2:30	12:30	11:30
	9:30	2:30	10:30
	4:30	3:30	11:30

8:30 7:30 6:30 2:30 12:30 11:30 9:30 2:30 10:30 4:30 3:30 11:30







CIRCLING

Name: _____

Tell Time & Write: Half Hour 8

Tell Time and Write

Directions: Tell the time on the clock and write the time on the line.

1. 	2. 
3. 	4. 
5. 	6. 





WRITING

Name: _____

Tell Time & Match: Half Hour 10

Tell Time and Match

Directions: Read the analog clock and draw a line to match the digital time.

	9:30	3:30
	8:30	9:30
	5:30	4:30
	7:30	5:30

MATCHING

HOW TO USE THIS...


-Morning work
as students
arrive.

-Early finisher
activities.

Classwork or
homework.

-Use in
paraprofession
al led station
with students!

-Great for
progress
monitoring



CREATED BY: TEACH LOVE AUTISM

**MULTIPLE WORKSHEETS ON THE SAME SKILLS TO GET
THE REPETITION NEEDED TO MASTER IT!**



Name: _____

Cut & Paste:
Half Hour I

©Teach Love Autism

Tell Time, Cut, and Paste

Directions: Tell time on the clock, then cut and paste the answer that matches.



4:30

1:30

7:30

2:30

3:30

11:30

Name: _____

**Tell Time & Match:
Half Hour 10**

Tell Time and Match

Directions: Read the analog clock and draw a line to match the digital time.



9:30



8:30



10:30



**Tell Time & Write:
Half Hour 8**

Name: _____

Tell Time and Write

Directions: Tell the time on the clock and write the time on the line.

1.



2.



3.



4.



5.



6.



Name: _____

Tell Time and Circle

Directions: Tell the time on the clock and circle the answer that matches.



8:30

7:30

6:30



2:30

12:30

11:30

Name: _____

Tell Time, Cut, and Paste

Directions: Tell time on the clock, then cut and paste the answer that matches.



0 1:30 10:30 4:30 2:30 12:30

YOU MIGHT ALSO LIKE...

CLICK ON ANY IMAGE TO GO TO THE PRODUCT!

