

Telling Time Quarter Of WORKSHEETS

NO PREP!

**Tell Time & Write:
Quarter Of 10**

Name: _____

Tell Time and Write

Directions: Tell the time on the clock and write the time on the line.

1.



2.



**Cut & Paste:
Quarter Of 6**

Name: _____

Tell Time, Cut, and Paste

Directions: Tell time on the clock, then cut and paste the answer that matches.



**Tell Time & Match:
Quarter Of 4**

Name: _____

Tell Time and Match

Directions: Read the analog clock and draw a line to match the digital time.



11:45

7:45

**Tell Time & Circle:
Quarter Of 5**

Name: _____

Tell Time and Circle

Directions: Tell the time on the clock and circle the answer that matches.



4:45

2:45

6:45

5:45

10:45

3:45

9:45

7:45

3:45

WHAT'S INCLUDED ...

Over 40+ worksheets!

-4 different styles of worksheets.


-Each style with 10-20 pages of repetition with the skill!


Tell Time & Circle: Quarter Of 5

Name: _____

Tell Time and Circle

Directions: Tell the time on the clock and circle the answer that matches.

 4:45 2:45 6:45


 5:45 10:45 3:45


Tell Time & Match: Quarter Of 4


Name: _____

Tell Time and Match

Directions: Read the analog clock and draw a line to match the digital time.

 11:45

 7:45

 3:45

CREATED BY: TEACH LOVE AUTISM

WHAT'S INCLUDED...





4 types of worksheets for counting money!

Name: _____

Cut & Paste: Quarter Of 7

Tell Time, Cut, and Paste

Directions: Tell time on the clock, then cut and paste the answer that matches.

	
<input type="text"/>	<input type="text"/>
	
<input type="text"/>	<input type="text"/>

10:45 2:45 5:45 8:45 11:45 3:45 4:45 10:45 9:45






CUT AND PASTE

Name: _____

Tell Time & Circle: Quarter Of 5

Tell Time and Circle

Directions: Tell the time on the clock and circle the answer that matches.

	4:45	2:45	6:45
	5:45	10:45	3:45
	<input type="text"/>	<input type="text"/>	<input type="text"/>
	6:45	11:45	9:45
	11:45	1:45	5:45

15 3:45
15 11:45
15 1:45
15 9:45
15 12:45







CIRCLING

Name: _____

Tell Time & Write: Quarter Of 10

Tell Time and Write

Directions: Tell the time on the clock and write the time on the line.

1. 	2. 
_____	_____
3. 	4. 
_____	_____
5. 	6. 
_____	_____






WRITING

Name: _____

Tell Time & Match: Quarter Of 4

Tell Time and Match

Directions: Read the analog clock and draw a line to match the digital time.

	11:45	5:45
	7:45	10:45
	<input type="text"/>	15
	5:45	3:45
	1:45	11:45

MATCHING

HOW TO USE THIS ...

-Morning work
as students
arrive.

-Early finisher
activities.

Classwork or
homework.

-Use in
paraprofession
al led station
with students!

-Great for
progress
monitoring

Tell Time & Circle: Quarter Of 3

Name: _____

Tell Time and Circle

Directions: Tell the time on the clock and circle the answer that matches.

	6:45	5:45	3:45
	7:45	5:45	11:45
	9:45		
	4:45	2:45	
	10:45	3:45	12:45

Tell Time, Cut

Name: _____

Directions: Tell time on the clock, then cut

6:45 11:45 5:45 1:45 10:45 9:45

CREATED BY: TEACH LOVE AUTISM

MULTIPLE WORKSHEETS ON THE SAME SKILLS TO GET THE REPETITION NEEDED TO MASTER IT!



Tell Time & Circle:
Quarter Of 5

Name: _____

Tell Time and Circle

Directions: Tell the time on the clock and circle the answer that matches.



4:45

2:45

6:45



5:45

10:45

3:45



9:45

7:45

12:45

Tell Time & Write:
Quarter Of 1

Name: _____

Tell Time and Write

Directions: Tell the time on the clock and write the time on the line.

1.



2.



3.



4.



Tell Time & Match:
Quarter Of 9

Name: _____

Tell Time and Match

Directions: Read the analog clock and draw a line to match the digital time.



5:45

10:45

7:45

3:45

Cut & Paste:
Quarter Of 7

Name: _____

Tell Time, Cut, and Paste

Directions: Tell time on the clock, then cut and paste the answer that matches.













Cut & Paste:
Quarter Of 6

Name: _____

Tell Time, Cut, and Paste

Directions: Tell time on the clock, then cut and paste the answer that matches.



6:45

11:45

5:45

1:45

10:45

9:45

YOU MIGHT ALSO LIKE...

CLICK ON ANY IMAGE TO GO TO THE PRODUCT!

