

# Telling Time Quarter After WORKSHEETS


**NO PREP!**


**Tell Time & Write: Quarter After 8**


**Name:** \_\_\_\_\_


**Tell Time and Write**

Directions: Tell the time on the clock and write the time on the line.

1.  \_\_\_\_\_

2.  \_\_\_\_\_







3.  \_\_\_\_\_

4.  \_\_\_\_\_

**Tell Time, Cut, and Paste**

**Name:** \_\_\_\_\_



Directions: Tell time on the clock, then cut and paste the answer that matches.

**Tell Time and Match**

**Name:** \_\_\_\_\_




Directions: Read the analog clock and draw a line to match the digital time.

	10:15
	11:15
	6:15

**Tell Time and Circle**

**Name:** \_\_\_\_\_

Directions: Tell the time on the clock and circle the answer that matches.

	4:15	3:15	1:15
	12:15	8:15	2:15
	10:15		

# WHAT'S INCLUDED ...

**Over 40+  
worksheets!**

**-4 different  
styles of  
worksheets.**



**-Each style with  
10-20 pages of  
repetition with  
the skill!**

**Tell Time & Circle:  
Quarter After 1**

**Name:** \_\_\_\_\_

**Tell Time and Circle**

Directions: Tell the time on the clock and circle the answer that matches.





	4:15	3:15	1:15
	12:15	8:15	2:15

**Tell Time & Match:  
Quarter After 6**

**Name:** \_\_\_\_\_

**Tell Time and Match**

Directions: Read the analog clock and draw a line to match the digital time.

	10:15
	11:15
	6:15
	

CREATED BY: TEACH LOVE AUTISM



# WHAT'S INCLUDED ...









## 4 types of worksheets for counting money!

**Name:** \_\_\_\_\_

**Cut & Paste: Quarter After 2**

**Tell Time, Cut, and Paste**

Directions: Tell time on the clock, then cut and paste the answer that matches.

5:15   9:15   1:15   6:15   4:15   12:15






**CUT AND PASTE**

**Name:** \_\_\_\_\_

**Tell Time & Circle: Quarter After 10**

**Tell Time and Circle**

Directions: Tell the time on the clock and circle the answer that matches.

	11:15	9:15	10:15
	6:15	11:15	1:15
			
	4:15	5:15	10:15
	3:15	6:15	2:15

5:15   1:15

5:15   2:15

11:15

5:15   6:15

5:15   9:15







**CIRCLING**

**Name:** \_\_\_\_\_

**Tell Time & Write: Quarter After 8**

**Tell Time and Write**

Directions: Tell the time on the clock and write the time on the line.

1. 	2. 
3. 	4. 
5. 	6. 






**WRITING**

**Name:** \_\_\_\_\_

**Tell Time & Match: Quarter After 6**

**Tell Time and Match**

Directions: Read the analog clock and draw a line to match the digital time.

	10:15
	11:15
	
	12:15
	7:15

5:15

1:15

12:15

11:15

**MATCHING**

# HOW TO USE THIS...


**-Morning work  
as students  
arrive.**

**-Early finisher  
activities.**

**Classwork or  
homework.**

**-Use in  
paraprofession  
al led station  
with students!**

**-Great for  
progress  
monitoring**



CREATED BY: TEACH LOVE AUTISM

**MULTIPLE WORKSHEETS ON THE SAME SKILLS TO GET  
THE REPETITION NEEDED TO MASTER IT!**







**Tell Time & Write: Quarter After 8**


**Name: \_\_\_\_\_**


**Tell Time and Write**

Directions: Tell the time on the clock and write the time on the line.

1.  \_\_\_\_\_

2.  \_\_\_\_\_

3.  \_\_\_\_\_


4.  \_\_\_\_\_

**Tell Time & Circle: Quarter After 1**

**Name: \_\_\_\_\_**

**Tell Time and Circle**

Directions: Tell the time on the clock and circle the answer that matches.




 4:15 3:15 1:15

**Tell Time & Match: Quarter After 6**

**Name: \_\_\_\_\_**

**Tell Time and Match**

Directions: Read the analog clock and draw a line to match the digital time.







	10:15
	11:15
	6:15

**Cut & Paste: Quarter After 9**

**Name: \_\_\_\_\_**

**Tell Time, Cut, and Paste**

Directions: Tell time on the clock, then cut and paste the answer that matches.



Name: \_\_\_\_\_

Cut & Paste:  
Quarter After 2

### Tell Time, Cut, and Paste

©TeachLove Autism

Directions: Tell time on the clock, then cut and paste the answer that matches.



5:15

9:15

1:15

6:15

4:15

12:15



# YOU MIGHT ALSO LIKE...

CLICK ON ANY IMAGE TO GO TO THE PRODUCT!

