


# Telling Time to 5 Minutes WORKSHEETS

**NO PREP!**

**Tell Time & Write: 5min 5**

**Name:** \_\_\_\_\_

**Tell Time and Write**  
Directions: Tell the time on the clock and write the time on the line.

1.  \_\_\_\_\_

2.  \_\_\_\_\_


3.  \_\_\_\_\_


4.  \_\_\_\_\_


**Cut & Paste: 5min 2**


**Name:** \_\_\_\_\_

**Tell Time, Cut, and Paste**  
Directions: Tell time on the clock, then cut and paste the answer that matches.

 \_\_\_\_\_

 \_\_\_\_\_

 \_\_\_\_\_

 \_\_\_\_\_

**Tell Time & Match: 5min 3**

**Name:** \_\_\_\_\_

**Tell Time and Match**  
Directions: Read the analog clock and draw a line to match the digital time.

 \_\_\_\_\_

 \_\_\_\_\_

 \_\_\_\_\_

**2:35**


**11:35**


**8:05**


**Tell Time & Circle: 5min 5**


**Name:** \_\_\_\_\_

**Tell Time and Circle**  
Directions: Tell the time on the clock and circle the answer that matches.

 **10:50** **4:10** **8:15**

 **11:10** **6:20** **4:45**

 **10:50** **4:10** **8:15**

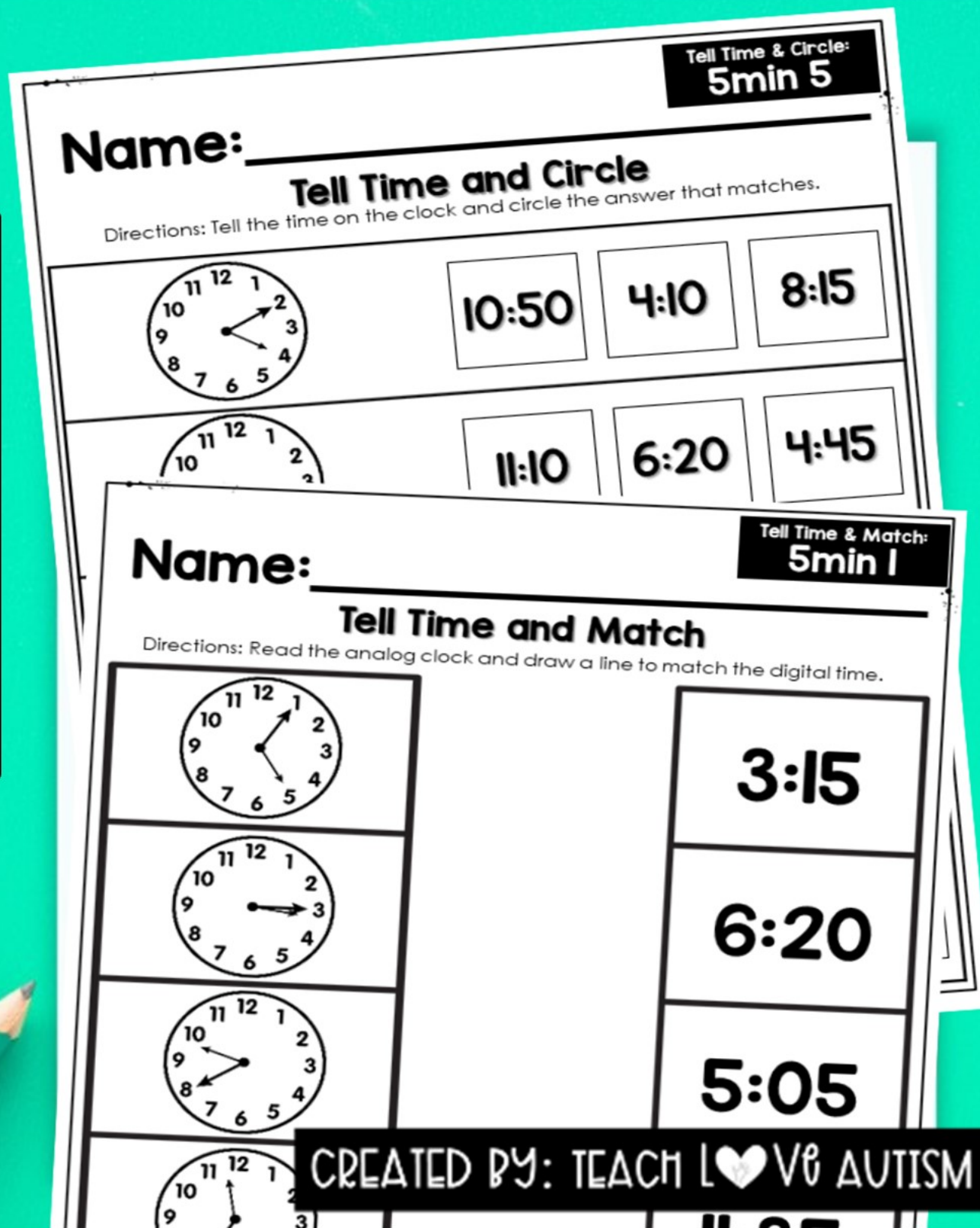
 **11:10** **6:20** **4:45**

# WHAT'S INCLUDED ...

**Over 40+  
worksheets!**

**-4 different  
styles of  
worksheets.**

**-Each style with  
10-20 pages of  
repetition with  
the skill!**



CREATED BY: TEACH LOVE AUTISM



# WHAT'S INCLUDED ...





## 4 types of worksheets for counting money!

**Name:** \_\_\_\_\_

**Cut & Paste: 5min 2**

**Tell Time, Cut, and Paste**

Directions: Tell time on the clock, then cut and paste the answer that matches.

	
<input type="text"/>	<input type="text"/>
	
<input type="text"/>	<input type="text"/>

**CUT AND PASTE**






4:10	5:40	5:05	6:20	11:35	1:50
------	------	------	------	-------	------

**Name:** \_\_\_\_\_

**Tell Time & Circle: 5min 5**

**Tell Time and Circle**

Directions: Tell the time on the clock and circle the answer that matches.

	10:50	4:10	8:15
	11:10	6:20	4:45
	<input type="text"/>	<input type="text"/>	<input type="text"/>
	4:55	9:15	12:20
	3:30	2:35	8:15

**CIRCLING**







10:50	3:20
11:10	1:50
12:20	6:30
4:55	3:25
3:30	5:05

**Name:** \_\_\_\_\_

**Tell Time & Write: 5min 5**

**Tell Time and Write**

Directions: Tell the time on the clock and write the time on the line.

1. 	2. 
_____	_____
3. 	4. 
_____	_____
5. 	6. 
_____	_____





**WRITING**

**Name:** \_\_\_\_\_

**Tell Time & Match: 5min 3**

**Tell Time and Match**

Directions: Read the analog clock and draw a line to match the digital time.

	2:35
	11:35
	6:20
	3:15

**MATCHING**

3:15
6:20
11:35
9:40

# HOW TO USE THIS ...

**-Morning work  
as students  
arrive.**

**-Early finisher  
activities.**

**Classwork or  
homework.**

**-Use in  
paraprofession  
al led station  
with students!**






**-Great for  
progress  
monitoring**

**Name:** \_\_\_\_\_

**Cut & Paste: 5min 2**

**Tell Time, Cut, and Paste**

Directions: Tell time on the clock, then cut and paste the answer that matches.

 <input type="text"/>	 <input type="text"/>
 <input type="text"/>	 <input type="text"/>
 <input type="text"/>	 <input type="text"/>

4:10   5:40   5:05   6:20   11:35   1:50

CREATED BY: TEACH LOVE AUTISM

**MULTIPLE WORKSHEETS ON THE SAME SKILLS TO GET  
THE REPETITION NEEDED TO MASTER IT!**








**Name: \_\_\_\_\_**


**Tell Time and Write**

Directions: Tell the time on the clock and write the time on the line.

1.  \_\_\_\_\_

2.  \_\_\_\_\_


3.  \_\_\_\_\_


4.  \_\_\_\_\_

**Name: \_\_\_\_\_**

**Tell Time and Circle**

Directions: Tell the time on the clock and circle the answer that matches.

 12:05 2:55 3:20





 3:25 8:40 1:50

**Name: \_\_\_\_\_**

**Tell Time and Match**

Directions: Read the analog clock and draw a line to match the digital time.







5

	2:35
	11:35
	8:05
	6:00

**Name: \_\_\_\_\_**

**Tell Time, Cut, and Paste**

Directions: Tell time on the clock, then cut and paste the answer that matches.

 <div></div>	 <div></div>
 <div></div>	 <div></div>
 <div></div>	 <div></div>

Name: \_\_\_\_\_

Tell Time & Match:  
5min 1

## Tell Time and Match

Directions: Read the analog clock and draw a line to match the digital time.



3:15

6:20

5:05

Tell Time & Write:  
5min 4

Name: \_\_\_\_\_

## Tell Time and Write

Directions: Tell the time on the clock and write the time on the line.

1.



2.



3.



4.



5.



6.



Tell Time & Circle:  
5min 4

Name: \_\_\_\_\_

## Tell Time and Circle

Directions: Tell the time on the clock and circle the answer that matches.



12:05

2:55

3:20



3:25

8:40

1:50

Name: \_\_\_\_\_

## Tell Time, Cut, and Paste

Directions: Tell time on the clock, then cut and paste the answer that matches.

Cut & Paste:  
5min 5



0 6:20 2:40 10:10 8:05 5:40



# YOU MIGHT ALSO LIKE...

CLICK ON ANY IMAGE TO GO TO THE PRODUCT!

