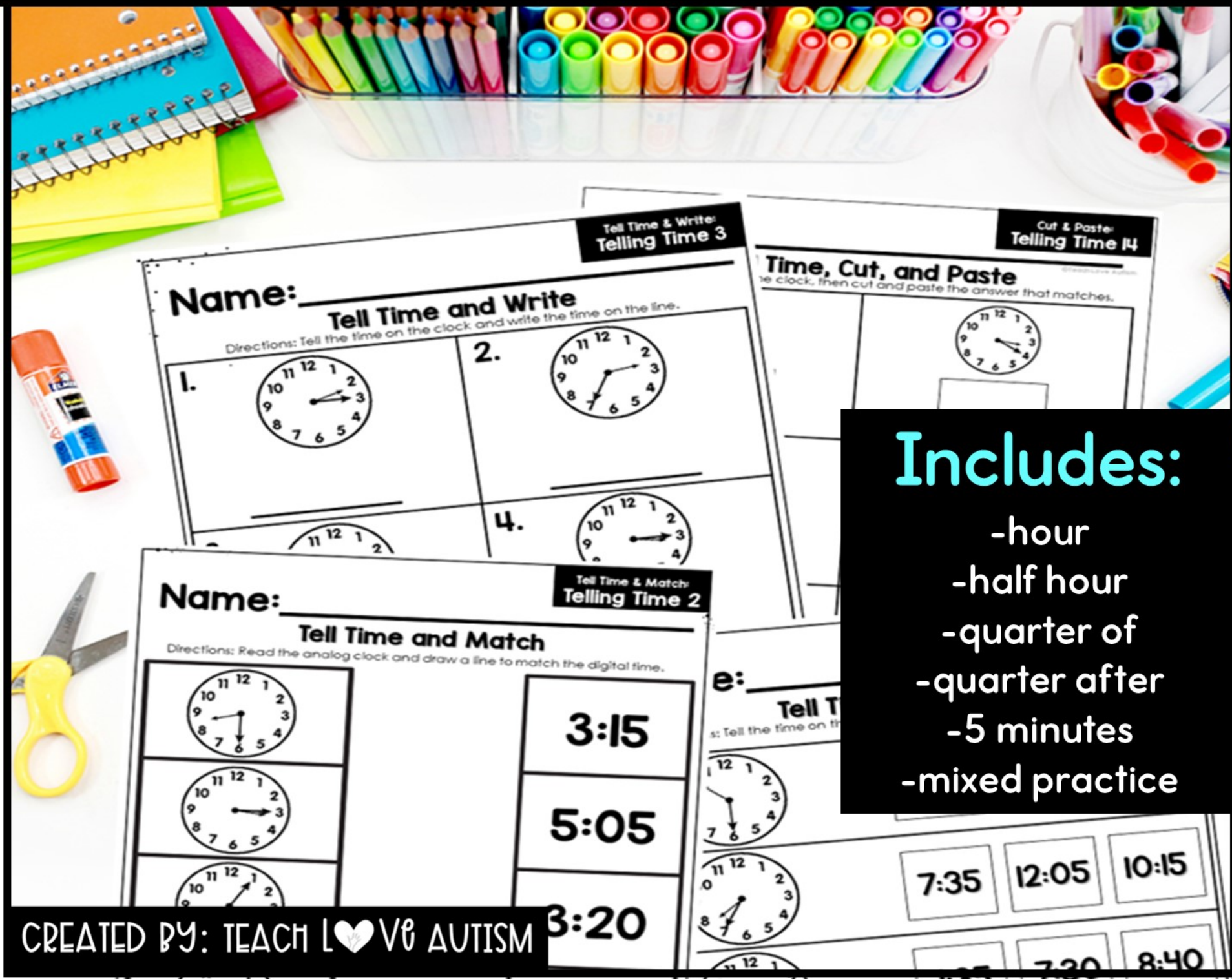


Telling Time

WORKSHEET BUNDLE



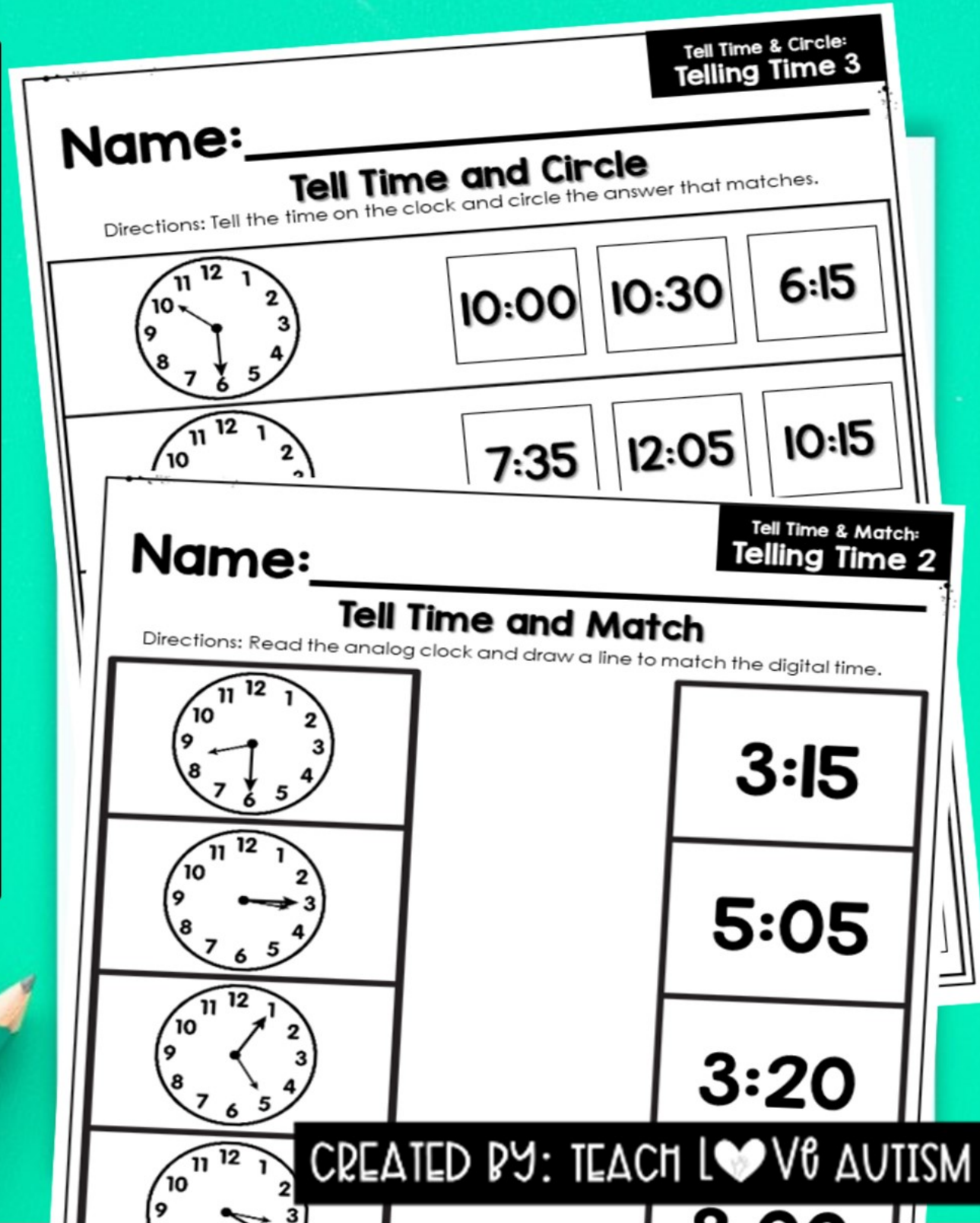
WHAT'S INCLUDED ...

Over 200+ worksheets!

-4 different styles of worksheets.

-Each style with 10-20 pages of repetition with the skill!

-includes types of time in isolation and a mixed practice set!





Tell Time & Circle: Telling Time 3

Name: _____

Tell Time and Circle

Directions: Tell the time on the clock and circle the answer that matches.

 10:00 10:30 6:15


 7:35 12:05 10:15


Tell Time & Match: Telling Time 2


Name: _____

Tell Time and Match

Directions: Read the analog clock and draw a line to match the digital time.

 3:15

 5:05

 3:20

CREATED BY: TEACH LOVE AUTISM



WHAT'S INCLUDED...





4 types of worksheets for counting money!

Name: _____

Cut & Paste: Telling Time 4

Tell Time, Cut, and Paste

Directions: Tell time on the clock, then cut and paste the answer that matches.

 []	 []
 []	 []

6:00 5:45 3:30 11:15 5:40 1:15 1:35 10:30 3:20






CUT AND PASTE

Name: _____

Tell Time & Circle: Telling Time 6

Tell Time and Circle

Directions: Tell the time on the clock and circle the answer that matches.

	1:00	9:30	7:35
	12:00	6:15	5:00
	[]	[]	[]
	9:40	10:15	9:00
	3:30	6:15	6:55

3:00 6:15 8:40 10:15 1:35 10:15







CIRCLING

Name: _____

Tell Time & Write: Telling Time 3

Tell Time and Write

Directions: Tell the time on the clock and write the time on the line.

1.  _____	2.  _____
3.  _____	4.  _____
5.  _____	6.  _____





WRITING

Name: _____

Tell Time & Match: Telling Time 3

Tell Time and Match

Directions: Read the analog clock and draw a line to match the digital time.

	10:45
	4:30
	7:00
	11:45

3:15 5:05 8:00 8:45

MATCHING

HOW TO USE THIS ...

-Morning work as students arrive.

-Early finisher activities.

Classwork or homework.




-Use in paraprofessional led station with students!

-Great for progress monitoring

Name: _____

Tell Time, Cut, and Paste


Directions: Tell time on the clock, then cut and paste the answer that matches.

 <input type="text"/>	 <input type="text"/>
 <input type="text"/>	 <input type="text"/>
 <input type="text"/>	 <input type="text"/>

6:00 5:45 3:30 11:15 5:40 1:15

CREATED BY: TEACH LOVE & AUTISM

MULTIPLE WORKSHEETS ON THE SAME SKILLS TO GET THE REPETITION NEEDED TO MASTER IT!





**Tell Time & Write:
Telling Time 13**


Name: _____


Tell Time and Write

Directions: Tell the time on the clock and write the time on the line.

1.  _____

2.  _____

3.  _____


4.  _____


**Tell Time & Circle:
Telling Time 6**

Name: _____

Tell Time and Circle

Directions: Tell the time on the clock and circle the answer that matches.

 1:00 9:30 7:35


 12:00 6:15 5:00


**Tell Time & Match:
Telling Time 13**


Name: _____


Tell Time and Match

Directions: Read the analog clock and draw a line to match the digital time.

5.  10:45

 4:30

 1:50



 7:00



**Cut & Paste:
Telling Time 14**



Name: _____

Tell Time, Cut, and Paste

Directions: Tell time on the clock, then cut and paste the answer that matches.







Tell Time & Write: Telling Time 3

Name: _____

Tell Time and Write



Directions: Tell the time on the clock and write the time on the line.

1. 	2. 
_____	_____
	4. 
_____	_____

Cut & Paste: Telling Time 14

Time, Cut, and Paste

Look at the clock, then cut and paste the answer that matches.





	<input type="checkbox"/>
	<input type="checkbox"/>

Tell Time & Match: Telling Time 2

Name: _____

Tell Time and Match

Directions: Read the analog clock and draw a line to match the digital time.




	3:15
	5:05
	3:20
	

Tell Time & Circle: Telling Time 3

Name: _____

Tell Time and Circle

Look at the clock, then tell the time on the clock and circle the answer that matches.

	<input type="checkbox"/> 10:00	<input type="checkbox"/> 10:30	<input type="checkbox"/> 6:15
	<input type="checkbox"/> 7:35	<input type="checkbox"/> 12:05	<input type="checkbox"/> 10:15
	<input type="checkbox"/> 1:35	<input type="checkbox"/> 7:30	<input type="checkbox"/> 8:40



YOU MIGHT ALSO LIKE...

CLICK ON ANY IMAGE TO GO TO THE PRODUCT!

Life Skills Independent WORK BINDER

TIME

Created by: TEACH I LOVE AUTISM

INTERACTIVE DIGITAL ACTIVITY

ERRORLESS TIME

BUNDLE

Time to the:
-Hour
-Half Hour
-Quarter To
-Quarter Past

CREATED BY: TEACH I LOVE AUTISM

INCLUDES: Interactive PDF, Cards, & Google Slides

Telling Time to Half Hour WORKSHEETS

Name: _____

Tell Time and Circle

8:30	7:30	6:30
2:30	12:30	11:30
1:30		
4:30	3:30	11:30

NO PREP!

CREATED BY: TEACH I LOVE AUTISM

INTERACTIVE DIGITAL ACTIVITY

WHAT TIME?

BUNDLE

Time to the:
-Hour
-Half Hour
-Quarter To
-Quarter Past

CREATED BY: TEACH I LOVE AUTISM

INCLUDES: Interactive PDF, Cards, & Google Slides

TELLING TIME

task cards

ANALOG TO DIGITAL MATCHING

CREATED BY: TEACH I LOVE AUTISM

Telling Time to the Hour WORKSHEETS

Name: _____

Tell Time and Match

4:00 1:00 3:00 4:00

9:00 10:00 7:00 12:00

12:00

Tell Time and Write

1. 2. 3. 4.

NO PREP!

CREATED BY: TEACH I LOVE AUTISM

INTERACTIVE DIGITAL ACTIVITY

WHAT TIME?

TO THE HOUR

AUDIO INCLUDED

CREATED BY: TEACH I LOVE AUTISM

INCLUDES: Interactive PDF, Cards, & Google Slides

TELLING TIME

task cards

ANALOG TO ANALOG MATCHING

CREATED BY: TEACH I LOVE AUTISM

