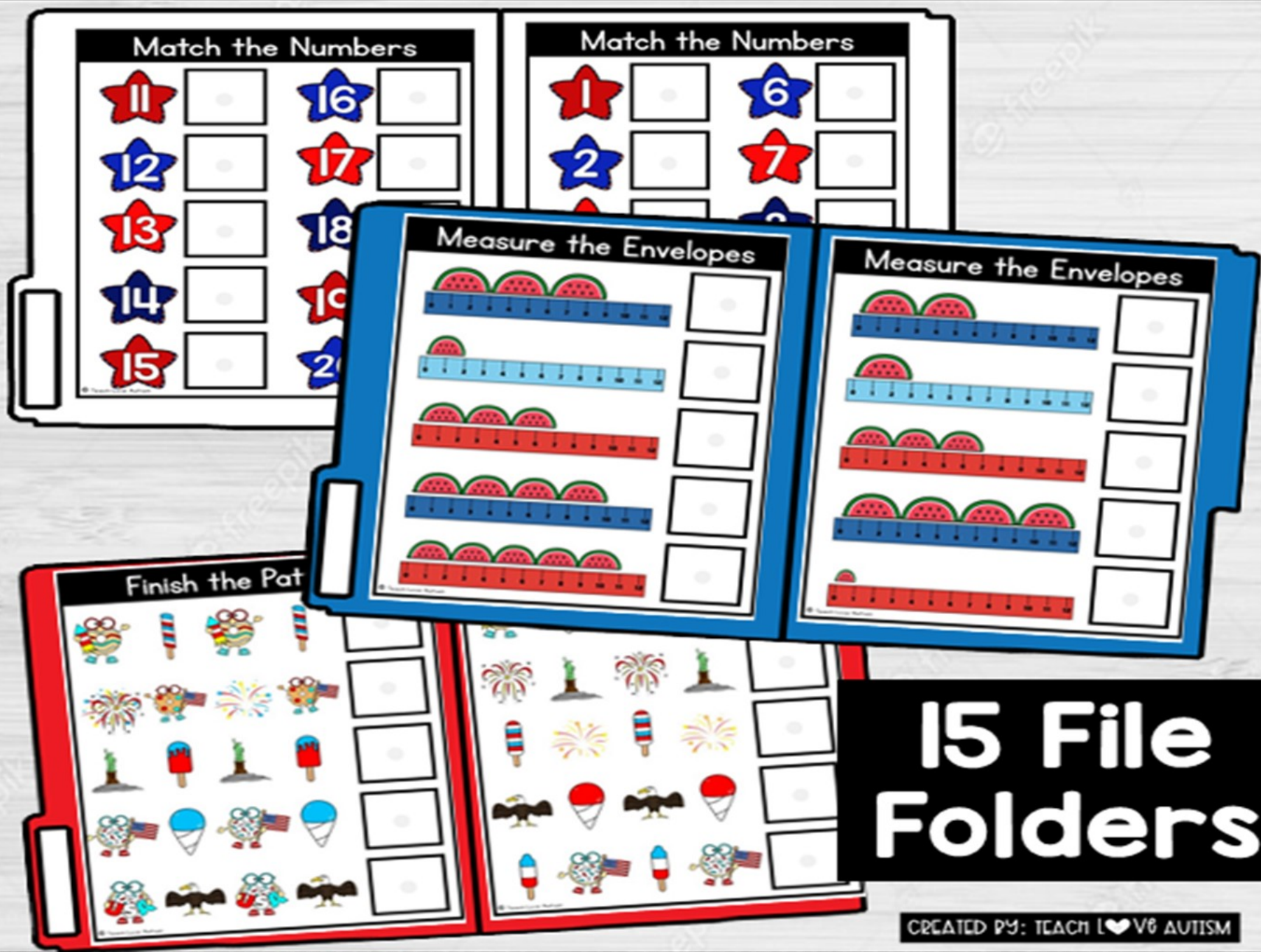


# July

## MATH FILE FOLDERS



# In this set you get:

- I-I Correspondence
- Number ID
- Number Sense
- Patterns
- Shapes
- Colors
- Big and Small
- Money ID
- Time to the Hour
- More or Less
- Measurement
- Number Order
- Visual Addition
- Subtraction
- Addition



These file folders are meant to be set up with two pages inside each folder. To attach and keep the pieces with the file folder attach a plastic Zip-loc bag with Velcro to the back of the folder to hold the pieces.



# WHAT'S INCLUDED...

# 15 File Folders practicing 15 different math skills!

The image displays four educational worksheets for children, arranged in a collage. The top two worksheets are blue and feature a 'Finish the Pattern' activity. The bottom two are red and feature a 'Greater or Less Than?' activity.

**Top Left Worksheet (Blue):** Titled 'Finish the Pattern'. It shows a sequence of four items: a cartoon character with glasses and a rainbow shirt, a striped ice cream cone, a cartoon character with glasses and a rainbow shirt, and a striped ice cream cone. Below this sequence are three empty boxes for completion. The bottom row shows a sequence of four items: a striped ice cream cone, a firework, a cartoon character with glasses and a rainbow shirt, and a striped ice cream cone. Below this sequence are three empty boxes for completion.

**Top Right Worksheet (Blue):** Titled 'Finish the Pattern'. It shows a sequence of four items: a cartoon character with glasses and a rainbow shirt, a striped ice cream cone, a cartoon character with glasses and a rainbow shirt, and a striped ice cream cone. Below this sequence are three empty boxes for completion. The bottom row shows a sequence of four items: a firework, a cartoon character with glasses and a rainbow shirt, a firework, and a cartoon character with glasses and a rainbow shirt. Below this sequence are three empty boxes for completion.

**Bottom Left Worksheet (Red):** Titled 'Greater or Less Than?'. It contains a grid of numbers and empty boxes for comparison. The numbers are: 3, 20, 22, 21, 6, 20, 5, 30, 28, 14. The empty boxes are for the comparison operator (> or <).


**Bottom Right Worksheet (Red):** Titled 'Greater or Less Than?'. It contains a grid of numbers and empty boxes for comparison. The numbers are: 11, 16, 26, 17, 23, 28, 4, 19, 25, 10. The empty boxes are for the comparison operator (> or <).

**Great for  
providing extra  
practice for  
students!**



# WHAT'S INCLUDED ...

All materials have monthly themed images and fun content!



Work on skills with students every month with a different theme!



# HOW TO USE THIS ...

## Number Sense

7



8



4

5

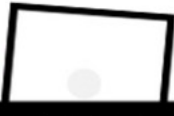
6



## Match the Colors



## Match the Colors



**-Morning work**

**-Work station or  
Center materials**


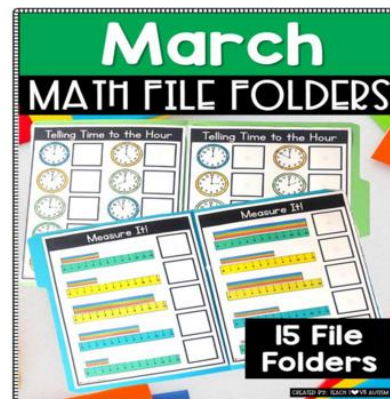
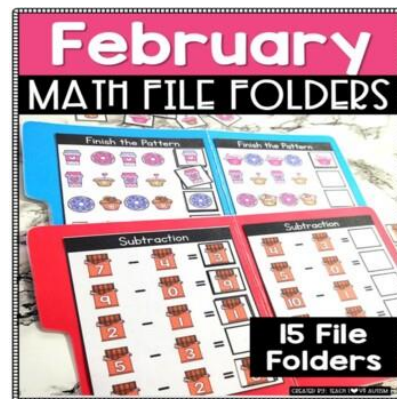



**-For students  
working with  
paraprofessionals**

CREATED BY: TEACH LOVE AUTISM



# YOU MIGHT ALSO LIKE...

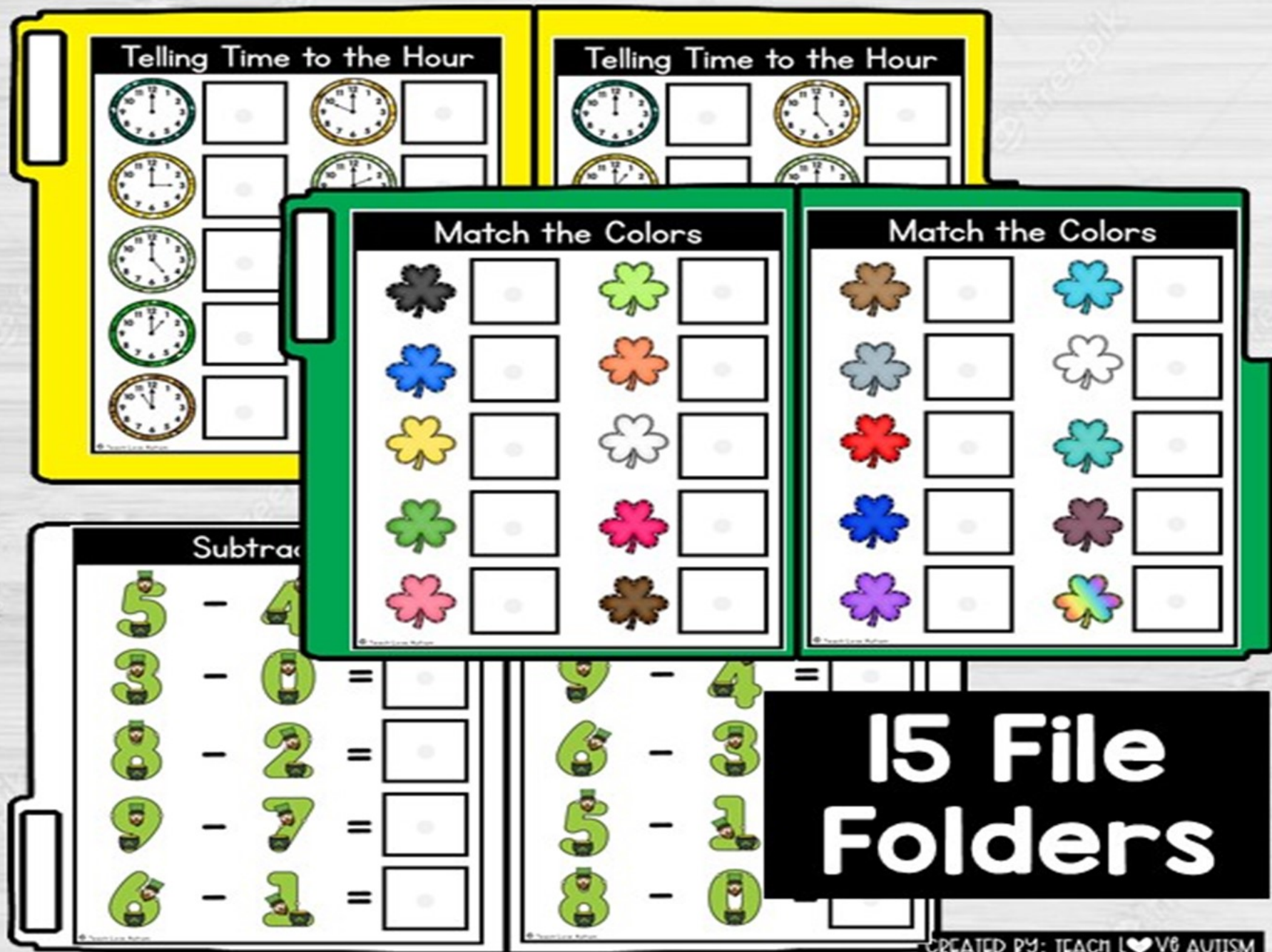
CLICK ON ANY IMAGE TO GO TO THE PRODUCT!





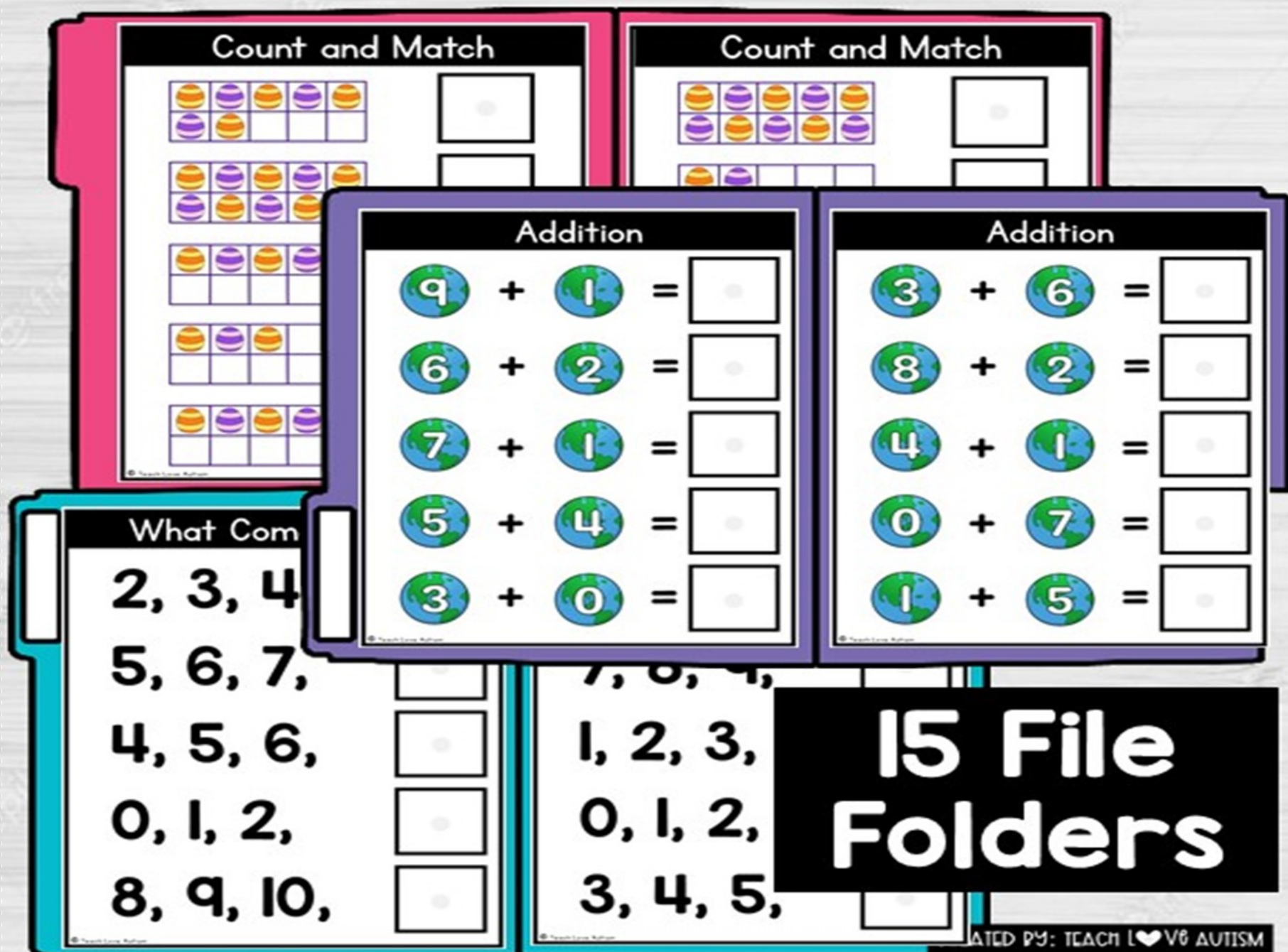
# March

## MATH FILE FOLDERS



# April

## MATH FILE FOLDERS





# May

## MATH FILE FOLDERS

Greater or Less Than?



Greater or Less Than?



Subtraction



-



=



-



=



-



=



-



=



-



=

Subtraction



-



=



-



=



-



=



-



=






-



=

Match the



15 File  
Folders



# June

## MATH FILE FOLDERS

Subtraction

$$9 - 4 = \square$$

$$10 - 7 = \square$$

$$6 - \square = \square$$

$$3 - \square = \square$$

$$5 - \square = \square$$

Subtraction

$$10 - 5 = \square$$

$$9 - 1 = \square$$

Telling Time to the Hour



Telling Time to the Hour



Finish the Pattern



# 15 File Folders