

Counting Money WORKSHEET BUNDLE

INCLUDES COINS AND BILLS!


Name: _____

Count and Match

Directions: Count the pennies draw a line to match the value.

4¢

3¢



Name: _____

Count and Write

Directions: Count the pennies and write the value on the line.

2.



4.



Name: _____

Count and Circle

Directions: Count the pennies and circle the answer that matches.



\$95

\$100

\$90



\$85

\$90

\$100

Name: _____

Count, Cut, and Paste

Directions: Count the pennies and circle the answer that matches.



Cut & Paste:
Penny 14

NO PREP!

WHAT'S INCLUDED ...

Over 1000+
combined for 4
coins and 4 bills.

-4 different
styles of
worksheets in
each money set.

-Each style of
worksheet has
10 of that type
for every coin
and bill!

Name: _____

Count and Circle

Directions: Count the pennies and circle the answer that matches.



8¢

10¢

9¢

Count and Circle:
Penny 12

Name: _____

Count and Match

Directions: Count the pennies draw a line to match the value.



\$75

\$70

\$60

\$55

Count and Match:
\$5 Dollar 29

CREATED BY: TEACH LOVE AUTISM

WHAT'S INCLUDED ...





4 types of worksheets for counting money!

Name: _____

Cut & Paste: Penny 14

Count, Cut, and Paste




Directions: Count the pennies and circle the answer that matches.

	
<input type="text"/>	<input type="text"/>
	
<input type="text"/>	<input type="text"/>

CUT AND PASTE

Paste

Directions: Paste the answer that matches.

	<input type="text"/>
	<input type="text"/>
	<input type="text"/>






6¢ 7¢ 8¢ 10¢ 9¢ 8¢ \$5 \$10

Name: _____

Count and Circle: \$5 Dollar 29

Count and Circle

Directions: Count the pennies and circle the answer that matches.

	\$35	\$50	\$40
	\$45	\$35	\$40
	<input type="text"/>	<input type="text"/>	<input type="text"/>
	\$50	\$30	\$45
	\$50	\$35	\$45

CIRCLING







4¢ 3¢ 1¢ 1¢ 1¢

Name: _____

Count and Write: Penny 13

Count and Write



Directions: Count the pennies and write the value on the line.

1. 	2. 
_____	_____
3. 	4. 
_____	_____
5. 	6. 
_____	_____

WRITING

Write

Directions: Write the value on the line.






	_____
	_____

Name: _____

Count and Match: \$5 Dollar 29

Count and Match

Directions: Count the pennies and draw a line to match the value.

	\$75	\$5
	\$70	\$25
	<input type="text"/>	\$0
	\$55	\$15
	\$65	\$20

MATCHING

HOW TO USE THIS ...


-Morning work
as students
arrive.

-Early finisher
activities.

Classwork or
homework.




-Use in
paraprofession
al led station
with students!

-Great for
progress
monitoring









Name: _____

Count, Cut,
Directions: Count the pennies and circle the answer that matches.

	<input type="text"/>
	<input type="text"/>
	<input type="text"/>

Count and Circle
Directions: Count the pennies and circle the answer that matches.

	<input type="text"/>	<input type="text"/>	<input type="text"/>
	<input type="text"/>	<input type="text"/>	<input type="text"/>
	<input type="text"/>	<input type="text"/>	<input type="text"/>
	<input type="text"/>	<input type="text"/>	<input type="text"/>
	<input type="text"/>	<input type="text"/>	<input type="text"/>



6¢	7¢	8¢	10¢	9¢	8¢
----	----	----	-----	----	----

CREATED BY: TEACH LOVE AUTISM

**MULTIPLE WORKSHEETS ON THE SAME SKILLS TO GET
THE REPETITION NEEDED TO MASTER IT!**

Name: _____

Count and Match:
Penny 16

Count and Match

Directions: Count the pennies draw a line to match the value.



7¢



9¢



8¢



Count and Write:
\$5 Dollar 26

Name: _____

Count and Write

Directions: Count the pennies and write the value on the line.

1.



2.



3.



4.



5.



6.



Count and Circle:
\$5 Dollar

20

Name: _____

Count and Circle

Directions: Count the pennies and circle the answer that matches.



\$35

\$50

\$40



\$45

\$35

\$40

Name: _____

Count, Cut, and Paste

Directions: Count the pennies and circle the answer that matches.

Cut & Paste:
Penny 14













7¢

8¢

10¢

9¢

8¢



Name: _____

Directions: Count the



Name: _____

Count and Circle:
Penny 12

Count and Circle

Directions: Count the pennies and circle the answer that matches.



8¢

10¢

9¢



7¢

10¢

6¢



9¢

8¢

7¢



10¢

7¢

9¢



7¢

8¢

9¢



Name: _____

Count and Circle:
\$5 Dollar 2

Count and Circle

Directions: Count the pennies and circle the answer that matches.



\$10

\$15

\$25



\$5

\$10

\$20



\$25

\$15

\$20



\$5

\$10

\$20



\$5

\$20

\$15



YOU MIGHT ALSO LIKE...

CLICK ON ANY IMAGE TO GO TO THE PRODUCT!

