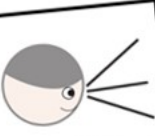











# SIGHT WORD

## Visual Cards

Level 1 BUNDLE

	<b>see</b>
	<b>ball</b>
	<b>and</b>
	<b>fish</b>

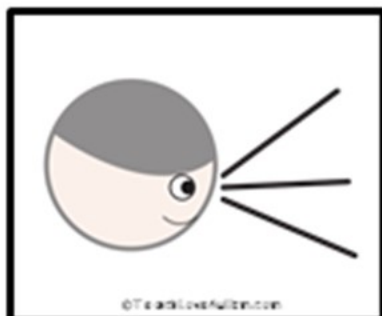
	<b>mother</b>
	<b>eat</b>
	<b>boat</b>
	<b>you</b>

	<b>orange</b>
	<b>to</b>
	<b>ride</b>
	<b>dog</b>

CREATED BY: TEACH LOVE AUTISM

# LOOK iNSiDE!

OVER 100+ SiGHT  
WORDS WITH  
OPTiONAL PiCTURE  
SUPPORT!



see

©TeachLoveAutism.com




ball

©TeachLoveAutism.com



and

©TeachLoveAutism.com



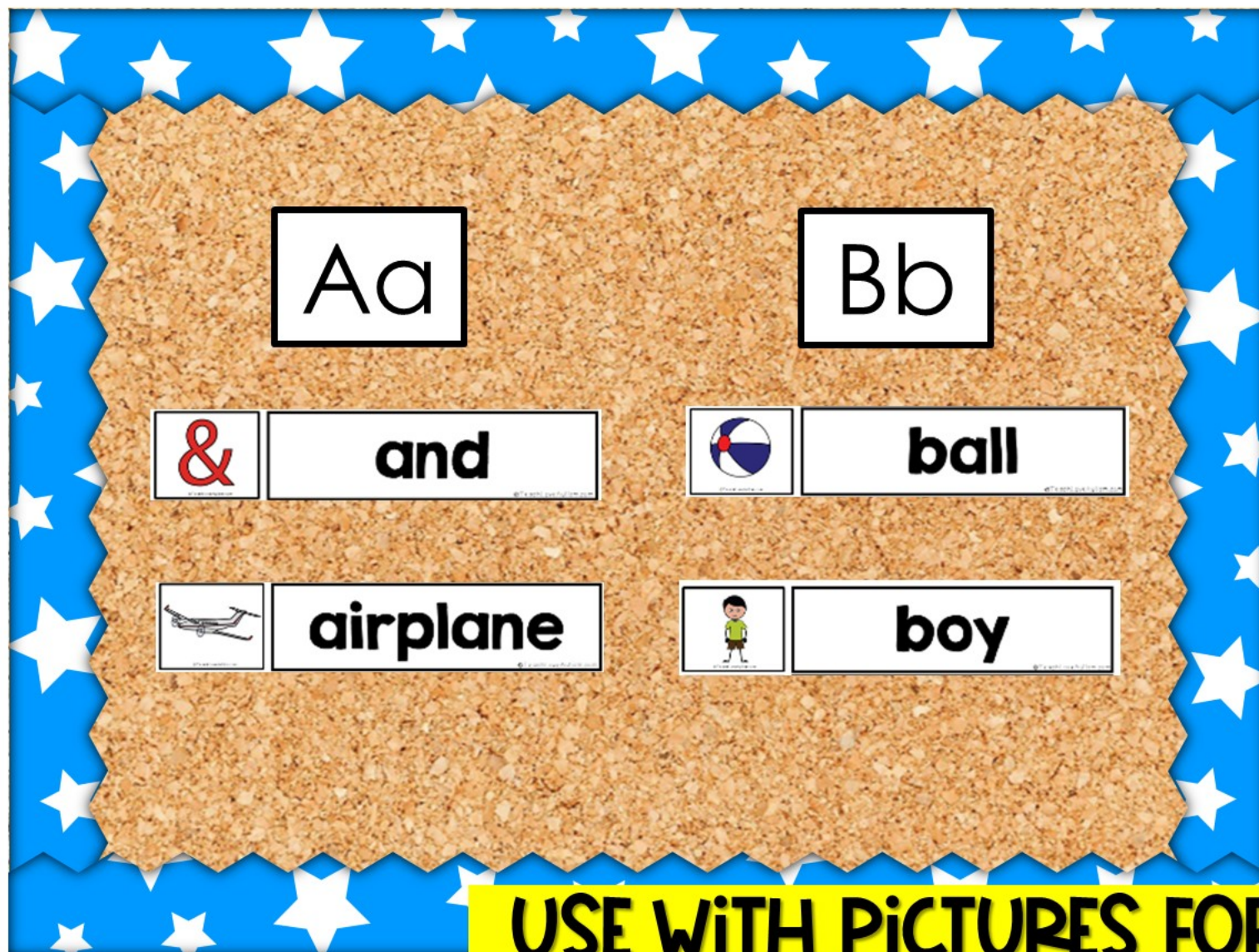
fish

©TeachLoveAutism.com

# HOW TO USE THIS PRODUCT ...

## Word WALL

Print the words and display on a word wall or bulletin board that is interactive for students!



**USE WITH PICTURES FOR  
ADDITIONAL SUPPORT!**

# HOW TO USE THIS PRODUCT ...

PRINT WORDS AND PLACE  
IN A TASK BOX FOR  
MATCHING CARDS OR  
CENTER MATERIALS!



## MATCHING CARDS

# HOW TO USE THIS PRODUCT ...

## FLUENCY STATION

Print the words without the pictures and see how many sight words students can name fluently!

see

and

ball

fish

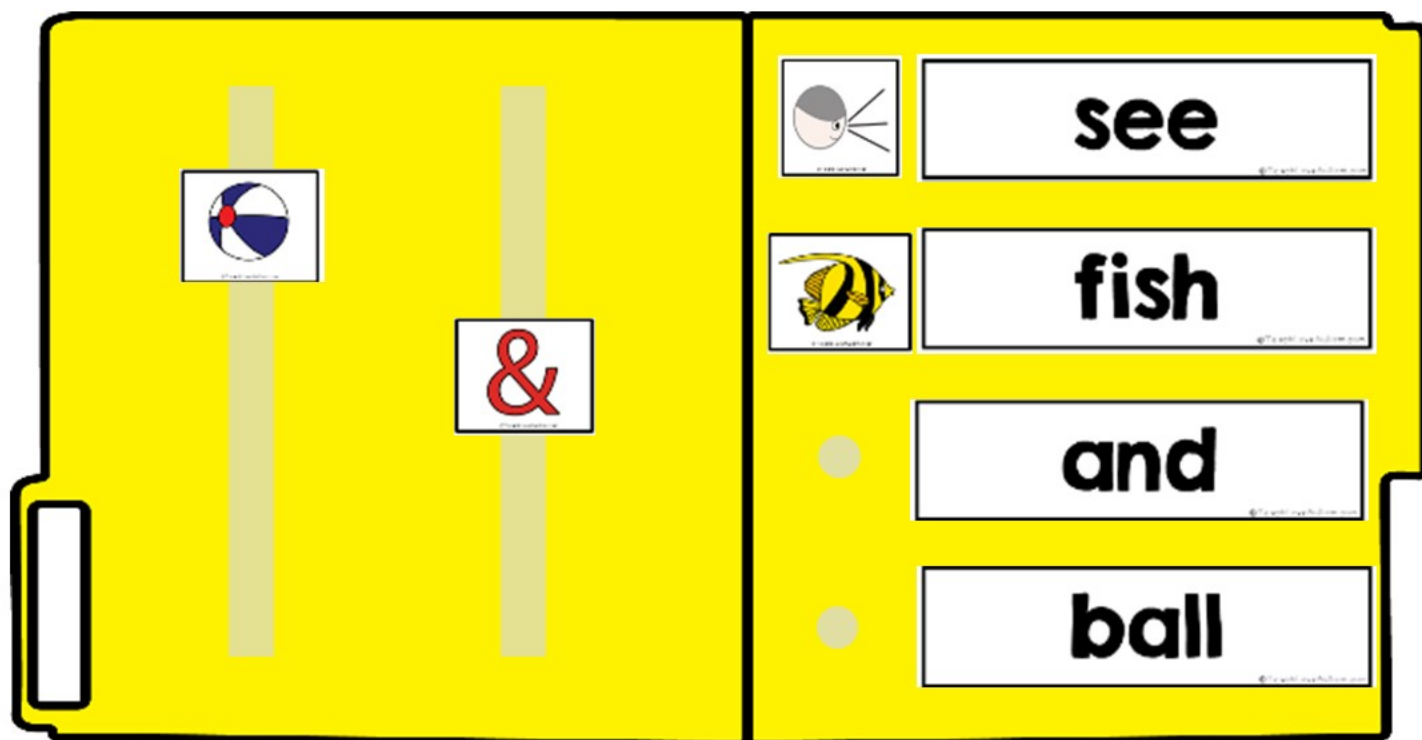
**USE THESE FREE DATA SHEETS WITH THEM TO TRACK PROGRESS!**

**[CLICK HERE!](#)**

# HOW TO USE THIS PRODUCT ...

## File Folders

Print the cards and attach to a file folder and match to the folders as another independent task!



**AND MANY OTHER WAYS TO  
USE THEM!**