

COUNTING PENNIES WORKSHEETS






NO PREP!

Cut & Paste:
Penny 3

Name: _____

Count, Cut, and Paste

Directions: Count the pennies and circle the answer that matches.




	
	

Count and Match:
Penny 16

Name: _____

Count and Match

Directions: Count the pennies draw a line to match the value.





	7¢
	9¢
	2¢

Count and Circle:
Penny 3

Name: _____

Count and Circle

Directions: Count the pennies and circle the answer that matches.







	5¢	3¢	4¢
	1¢	4¢	3¢
	3¢	2¢	1¢
	2¢	5¢	1¢

Count and Write:
Penny 13

Name: _____

Count and Write

Directions: Count the pennies and write the value on the line.

1. 	2. 
3. 	4. 
5. 	6. 

WHAT'S INCLUDED ...

Over 80
worksheets!

-4 different
styles of
worksheets.

-Each level with
10 pages of
counting 0-5
pennies and 6-10
pennies.



Count and Write: Penny 6

Count and Circle: Penny 12

Name: _____

Count and Circle

Directions: Count the pennies and circle the answer that matches.

I.

	8¢	10¢	9¢
	7¢	10¢	6¢
	9¢	8¢	7¢
	10¢	7¢	9¢
	7¢	8¢	9¢

©Teach Love Autism

CREATED BY: TEACH LOVE AUTISM





WHAT'S INCLUDED...

4 types of worksheets for counting pennies

Name: _____

Cut & Paste: Penny 3




Count, Cut, and Paste
Directions: Count the pennies and circle the answer that matches.

 []	 []
 []	 []

CUT AND PASTE

Cut & Paste: Penny 14

Paste
Directions: Paste the answer that matches.






 []	 []	 []
--	--	--

5¢ 2¢ 4¢ 0¢ 3¢ 1¢ 1¢ 9¢ 8¢

Name: _____

Count and Circle: Penny 12

Count and Circle
Directions: Count the pennies and circle the answer that matches.

 []	8¢	10¢	9¢
 []	7¢	10¢	6¢
 []	[]	[]	[]
 []	10¢	7¢	9¢
 []	7¢	8¢	9¢

CIRCLING

Count and Circle: Penny 3







Directions: Circle the answer that matches.

[]	4¢
[]	3¢
[]	1¢
[]	1¢
[]	1¢

Name: _____

Count and Write: Penny 13




Count and Write
Directions: Count the pennies and write the value on the line.

1.  _____	2.  _____
3.  _____	4.  _____
5.  _____	6.  _____

WRITING

Count and Write: Penny 6






Write
Directions: Write the value on the line.

 _____
 _____
 _____

Name: _____

Count and Match: Penny 6

Count and Match
Directions: Count the pennies draw a line to match the value.

 []	4¢
 []	3¢
 []	5¢
 []	2¢
 []	[]

MATCHING

Count and Match: Penny 16

Match
Directions: Draw a line to match the value.

[]	7¢
[]	9¢
[]	8¢
[]	6¢
[]	10¢

HOW TO USE THIS ...

-Morning work
as students
arrive.

-Early finisher
activities.

Classwork or
homework.

-Use in
paraprofession
al led station
with students!

-Great for
progress
monitoring

Count and Circle: Penny 12

Name: _____

Count and Circle

Directions: Count the pennies and circle the answer that matches.

	8¢	10¢	9¢
	7¢	10¢	6¢
	9¢	8¢	7¢
	10¢		
	7¢	8¢	

10¢

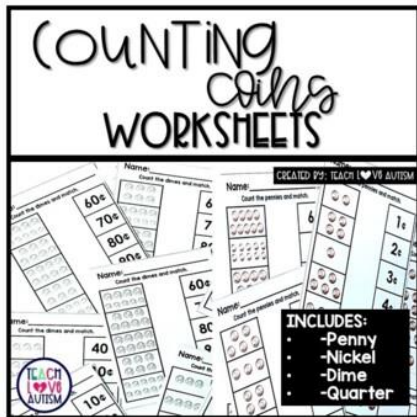
CREATED BY: TEACH LOVE & AUTISM

MULTIPLE WORKSHEETS ON THE SAME SKILLS TO GET THE REPETITION NEEDED TO MASTER IT!

YOU MIGHT ALSO LIKE...

CLICK ON ANY IMAGE TO GO TO THE PRODUCT!

COUNTING COINS WORKSHEETS



Includes: -Penny -Nickel -Dime -Quarter

CREATED BY: TEACH I ♥ VIB AUTISM

This image shows several worksheets for counting coins. Each worksheet has a grid with different coin denominations (1c, 5c, 10c, 25c) and a section for writing the total value. There are also some worksheets with a 'Name' field and a 'Date' field.

U.S. COIN AND BILL flash cards



CREATED BY: TEACH I ♥ VIB AUTISM

This image shows a collection of flash cards for U.S. coins and bills. The cards feature images of the coins and bills along with their names and values. The cards are scattered and overlapping.

MONEY MATCHING TASK CARD BUNDLE

20 SETS OF TASK CARDS
4 DIFFERENT LEVELS IN EACH SET!



Includes: PRINTABLE TASK CARDS & BOOM CARDS

CREATED BY: TEACH I ♥ VIB AUTISM

This image shows a bundle of money matching task cards. It includes several examples of task cards with different amounts of money and items to match. There are also some boom cards shown. The cards are colorful and feature images of money and items.

Restaurant Food Money Task Cards



Printable and Digital!

CREATED BY: TEACH I ♥ VIB AUTISM

This image shows restaurant food money task cards. It includes several examples of task cards with different amounts of money and items to match. The cards are colorful and feature images of food items.

Winter Money Task Cards FREEBIE!



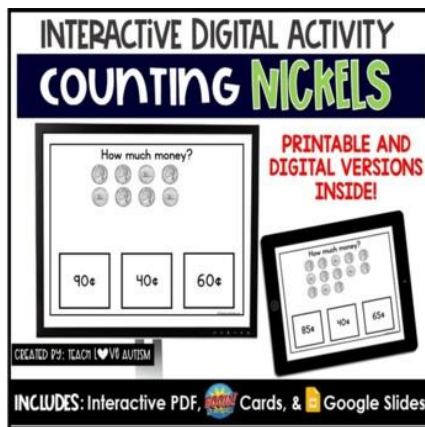
Printable and Digital!

CREATED BY: TEACH I ♥ VIB AUTISM

This image shows winter money task cards. It includes several examples of task cards with different amounts of money and items to match. The cards are colorful and feature images of winter items.

INTERACTIVE DIGITAL ACTIVITY COUNTING NICKELS

PRINTABLE AND DIGITAL VERSIONS INSIDE!



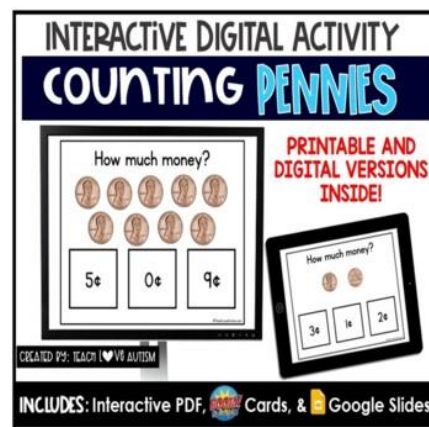
Includes: Interactive PDF, Cards, & Google Slides

CREATED BY: TEACH I ♥ VIB AUTISM

This image shows an interactive digital activity for counting nickels. It includes a printable version and a digital version. The activity involves counting a group of nickels and determining their total value.

INTERACTIVE DIGITAL ACTIVITY COUNTING PENNIES

PRINTABLE AND DIGITAL VERSIONS INSIDE!

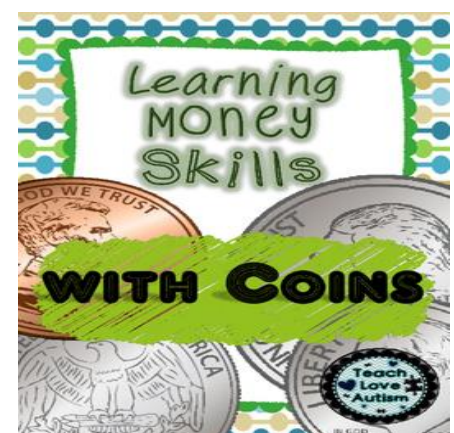


Includes: Interactive PDF, Cards, & Google Slides

CREATED BY: TEACH I ♥ VIB AUTISM

This image shows an interactive digital activity for counting pennies. It includes a printable version and a digital version. The activity involves counting a group of pennies and determining their total value.

Learning Money Skills WITH COINS



Teach Love Autism

This image shows a learning money skills activity with coins. It includes a printable version and a digital version. The activity involves learning about different types of coins and their values.

