

# Community

# signs



## life skills




## Work Tasks

Match the Community Signs

	<input type="text"/>		<input type="text"/>
	<input type="text"/>		<input type="text"/>
	<input type="text"/>		<input type="text"/>
	<input type="text"/>		<input type="text"/>
	<input type="text"/>		<input type="text"/>

Community Sign Picture to Word Match

	
<input type="text"/>	<input type="text"/>
	
<input type="text"/>	<input type="text"/>











©Teach Love Autism



# What's Included





This is meant to be a set of independent tasks that would be placed in a big binder, used as file folders, or independent work tasks in a TEACCH or structured system.

Match the Community Signs

	<input type="checkbox"/>		<input type="checkbox"/>
	<input type="checkbox"/>		<input type="checkbox"/>
	<input type="checkbox"/>		<input type="checkbox"/>
	<input type="checkbox"/>		<input type="checkbox"/>
	<input type="checkbox"/>		<input type="checkbox"/>

**CAN BE USED AS:**  
BINDERS  
FILE FOLDERS  
WORK TASKS

Street Sign Picture Sort

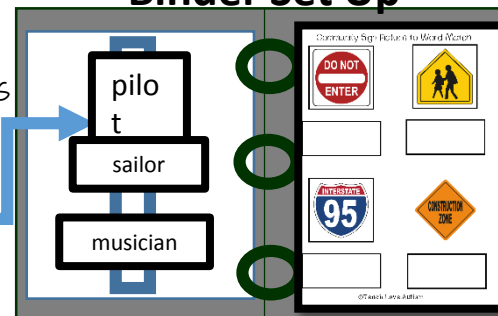
	
<input type="checkbox"/>	<input type="checkbox"/>
<input type="checkbox"/>	<input type="checkbox"/>
<input type="checkbox"/>	<input type="checkbox"/>
<input type="checkbox"/>	<input type="checkbox"/>
	
<input type="checkbox"/>	<input type="checkbox"/>
<input type="checkbox"/>	<input type="checkbox"/>
<input type="checkbox"/>	<input type="checkbox"/>
<input type="checkbox"/>	<input type="checkbox"/>

In this set you will find:

- Sorting Community Signs
- Identifying Community Signs
- Labeling Community Signs
- Matching Community Signs

Interactive pieces attached to card stock with Velcro for easy storage!

## Binder Set Up



The diagram shows a binder set up with a card on the left and a sign picture sort on the right. The card has three words: "pilot", "sailor", and "musician". The sign picture sort has four signs: "DO NOT ENTER", a pedestrian crossing sign, "INTERSTATE 95", and a "CONSTRUCTION ZONE" sign. A blue arrow points from the text box to the card.

# Community Sign Picture Sort














# Community Sign Sort Pieces



# Community Sign Picture Sort













# Community Sign Sort Pieces



# Community Sign Name to Picture Sort

**Interstate**


**School Crossing**


**Route 66**



**No U Turn**



# Community Sign Sort Pieces






# Community Sign Picture Sort




Community Sign Picture to Word Match



Community Sign Picture to Word Match

do not  
enter

yield

school  
crossing

construction  
zone

interstate

stop

interstate

construction  
zone






street

sign  
school speed  
limit

route








construction  
zone

# Match the Community Signs








**Yield  
Signs**



**NOT Yield  
Signs**



Pieces for Yield Signs/ Not Yield Signs




  
**Thanks for your**
  
**purchase!**
  
**Terms of Use**

This file is for personal, classroom or public library use only. By using them, you agree that you will not copy or reproduce the files except for your own personal, non-commercial use. You may not share with other teachers, classrooms or families. You must refer them to the original source to obtain their own copy.

**Modification of terms.** I have the right to modify the terms of this Agreement at any time; the modification will be effective immediately and shall replace all prior Agreements.

You may...	You may NOT...
<p>-Print as many copies as you'd like to use in your classroom, home or public library.</p> <p>-Post online about a printable (for example take a picture of your child or student using it). Giving proper credit to Teach Love Autism and must link it back to the original source for downloading.</p>	<ul style="list-style-type: none"> <li>•Claim my files as your own.</li> <li>•Alter my electronic files in any way.</li> <li>•Sell or in anyway profit from my electronic files.</li> <li>•Print my files and then sell the printed copies to others.</li> <li>•Store or distribute my files on any other website or another location where others are able to electronically retrieve them (for example: Dropbox, 4Shared, Mediafire, Facebook groups and forums, etc.).</li> <li>•Email my files to anyone or transmit them in any other fashion</li> </ul>



**Follow me!**

Make sure to click below to follow me on social media and receive all my latest updates!

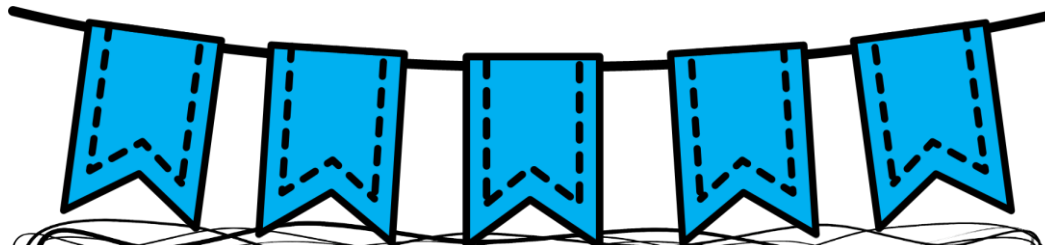


visit my blog and website!

<http://www.teachloveautism.blogspot.com>



# Loved this product? Try out these!



## CREDITS!!

CHECK OUT THESE GREAT STORES AND RESOURCES!

