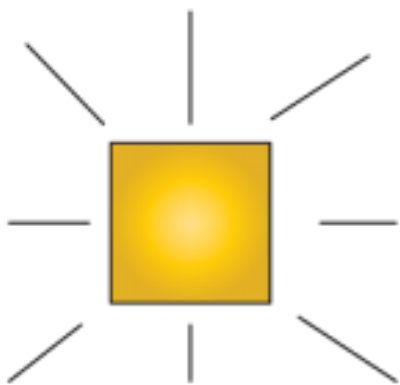


# Core Vocabulary

## ADAPTED BOOK




like






Created By:







I like potato chips.





Cut  off




I like ice cream.





Cut  off





I like tacos.





Cut  off





I like fruit.





Cut  off





I like sandwiches.




Cut  off





I like pizza.




Cut off




I like candy.





Cut  off







I like cupcakes.





Cut  off



I like cookies.















Cut  off



I like food!




# INTERACTIVE PIECES



# Directions

1. Print out cover, book pages, and interactive pieces onto cardstock.
2. Laminate them all.
3. Cut the part off of the beginning pages where it says "Cut Off".
4. Bind together the pages of the book including the last page which you will use as your holding spot for the pieces as you read through the book.
5. Add Velcro to the back of the interactive pieces and to the box on each page.
6. Read with your students and start modeling that language!! 😊

# Thanks for your purchase!

## Terms of Use

This file is for personal, classroom or public library use only. By using them, you agree that you will not copy or reproduce the files except for your own personal, non-commercial use. You may not share with other teachers, classrooms or families. You must refer them to the original source to obtain their own copy.

**Modification of terms.** I have the right to modify the terms of this Agreement at any time; the modification will be effective immediately and shall replace all prior Agreements.

You may...	You may NOT...
<ul style="list-style-type: none"><li>• Print as many copies as you'd like to use in your classroom, home or public library.</li><li>• Post online about a printable (for example—take a picture of your child or student using it), giving proper credit to Life Over C's and must link back to the original source for downloading.</li></ul>	<ul style="list-style-type: none"><li>• Claim my files as your own.</li><li>• Alter my electronic files in any way.</li><li>• Sell or in anyway profit from my electronic files.</li><li>• Print my files and then sell the printed copies to others.</li><li>• Store or distribute my files on any other website or another location where others are able to electronically retrieve them (for example: Dropbox, 4Shared, <u>Mediafire</u>, Facebook groups and forums, etc.).</li><li>• Email my files to anyone or transmit them in any other fashion</li></ul>

### Follow me!



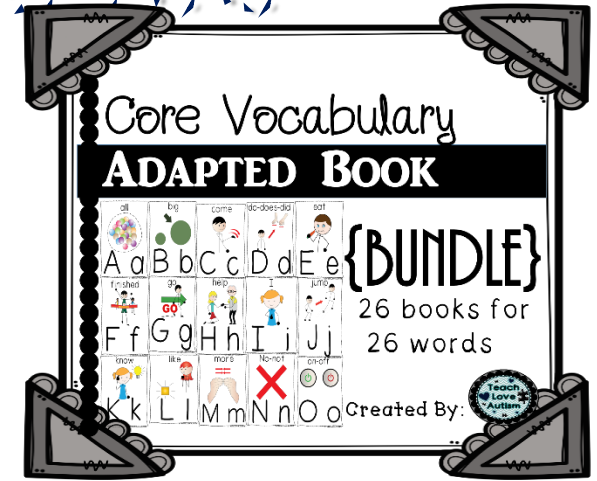
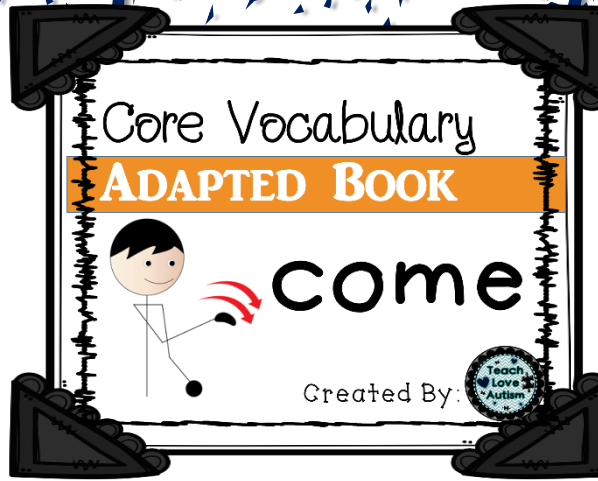
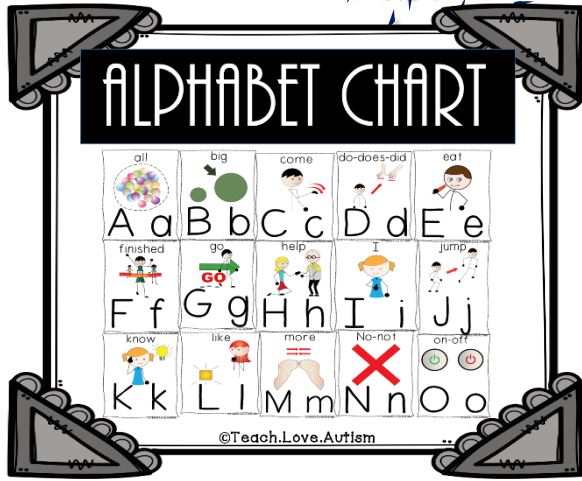
Make sure to click below to follow me on social media and receive all my latest updates!



visit my blog and website!

<http://www.teachloveautism.blogspot.com>

# Loved this product? Try out these!



## CREDITS!!

CHECK OUT THESE GREAT STORES AND RESOURCES!



This product was created using Smarty Symbols Images. All rights reserved, 2011-2015.

