



COINS



Only



Life Skills



Work Tasks



Coin Picture Sort



	



Count and Match the Amounts - Dimes

60
cents

70
cents



©Teach Love Autism

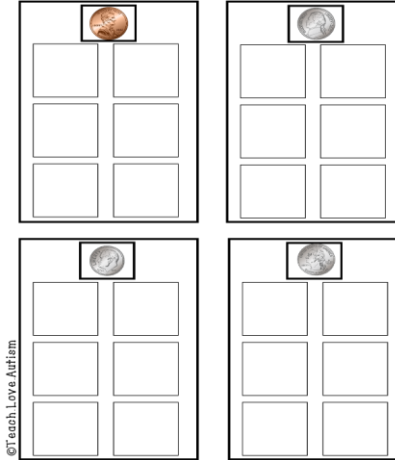


WHAT'S INCLUDED...

This is meant to be a set of independent tasks that would be placed in a big binder. You can chose to have students work through the binder or you could pick and choose activities based on the needs of the student and place into a smaller binder.

CAN BE USED
AS:
BINDERS
FILE FOLDERS
WORK TASKS

Coin Picture Sort



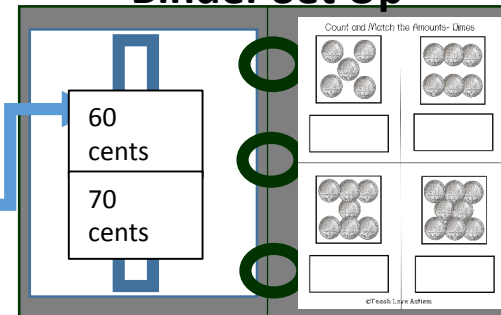
In this set you will find:

- Sorting Coins
- Matching Coins
- Naming the Value of Coins
- Labeling Coins

You will find many different types of activities within these skills such as matching and sorting.

Binder Set Up

Interactive pieces attached to card stock with Velcro for easy storage!



Coin Picture Sort


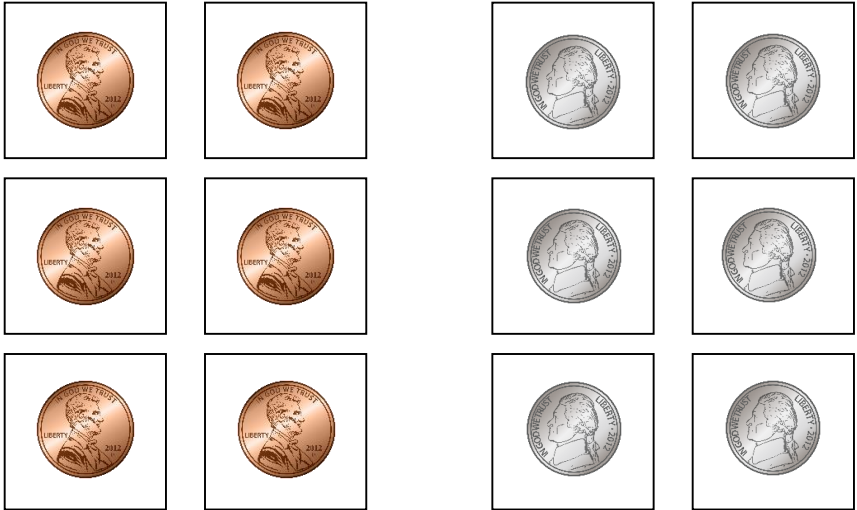








Coin Picture Sort Pieces



Coin Value to Picture Sort


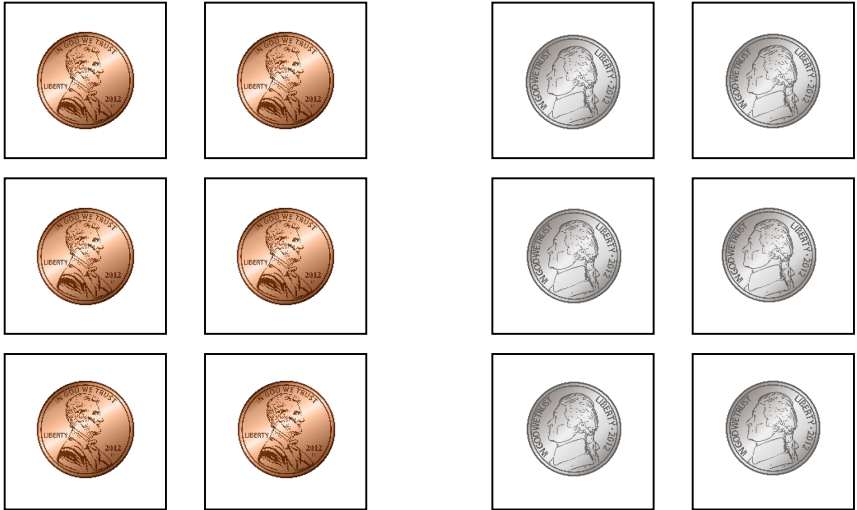
1 ¢

5 ¢


10 ¢


25 ¢


Coin Picture Sort Pieces



Coin Picture Sort



Count and Match the Amounts- Nickels



Count and Match the Amounts

2¢

5¢

3¢

10¢






4¢

15¢

5¢

20¢

Match the Front to the Back



Match the Front to the Back- Pieces






Pennies



NOT
Pennies

Pieces for Pennies/ Not Pennies



Thanks for your purchase!

Terms of Use

This file is for personal, classroom or public library use only. By using them, you agree that you will not copy or reproduce the files except for your own personal, non-commercial use. You may not share with other teachers, classrooms or families. You must refer them to the original source to obtain their own copy.

Modification of terms. I have the right to modify the terms of this Agreement at any time; the modification will be effective immediately and shall replace all prior Agreements.

You may...	You may NOT...
<ul style="list-style-type: none">-Print as many copies as you'd like to use in your classroom, home or public library.-Post online about a printable (for example take a picture of your child or student using it). Giving proper credit to Teach Love Autism and must link it back to the original source for downloading.	<ul style="list-style-type: none">•Claim my files as your own.•Alter my electronic files in any way.•Sell or in anyway profit from my electronic files.•Print my files and then sell the printed copies to others.•Store or distribute my files on any other website or another location where others are able to electronically retrieve them (for example: Dropbox, 4Shared, Mediafire, Facebook groups and forums, etc.).•Email my files to anyone or transmit them in any other fashion

Follow me!



Make sure to click below to follow me on social media and receive all my latest updates!



visit my blog and website!

<http://www.teachloveautism.blogspot.com>

Loved this product? Try out these!

